

Class: VI Section: _____

Subject: Art Education

Name of the Student: _____

Day: Thrusday

Date: 30-04-2020

Q1. Fill in the colour in this colour wheel, step by step.

STEP 1: First fill the circles with primary colours for example:



STEP 2: Fill squares with the mix of two primary colours, which will form secondary colours.

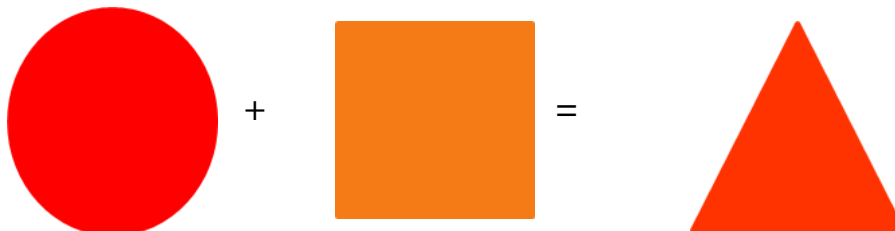
For example:



STEP 3: Fill triangles with the mix of one primary and secondary colour, which will form

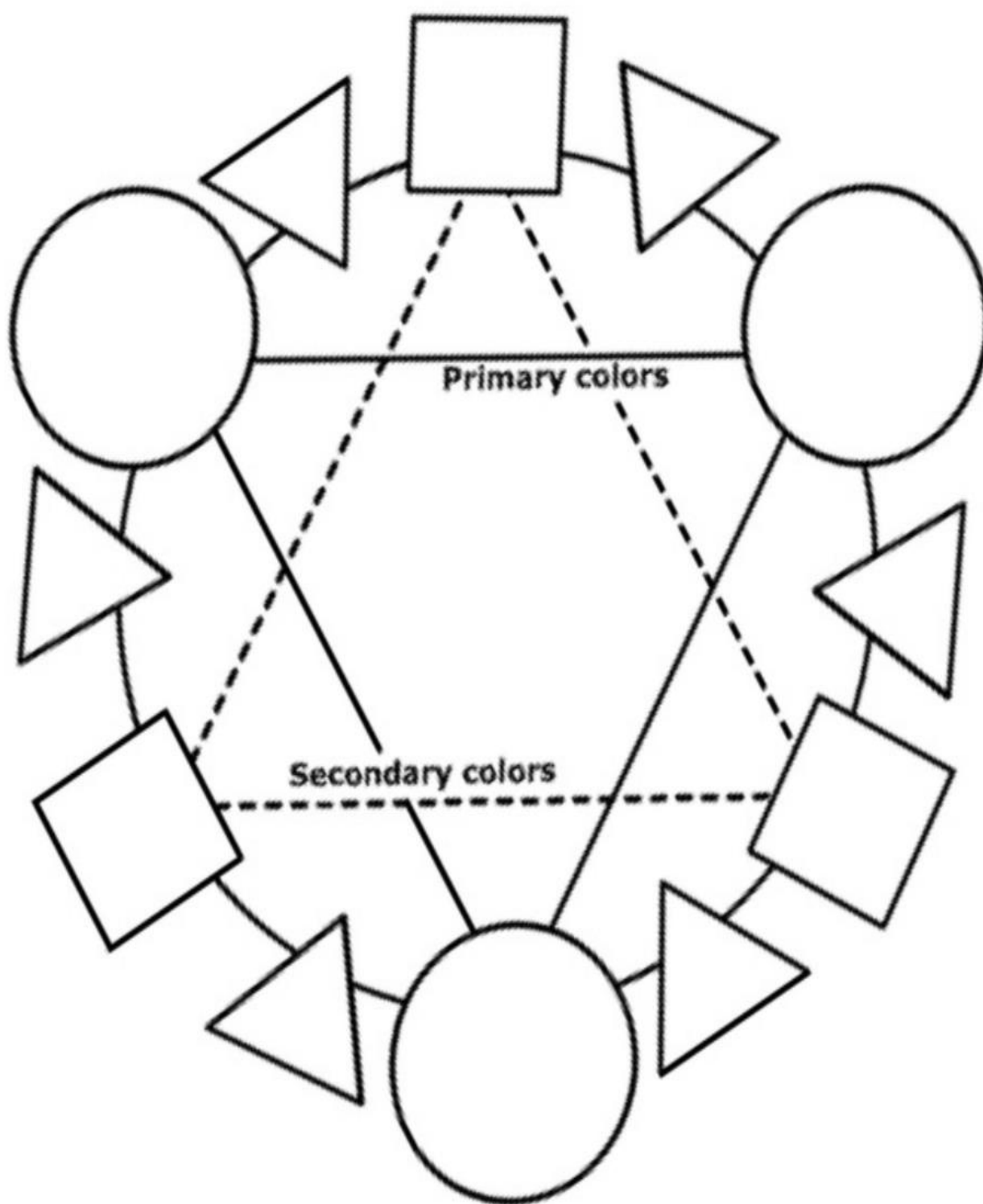
tertiary colour.

For example:





STEP 4: Now continue fill in the following, Given bellow in the worksheet.

Color Wheel



Q2. Draw any landscape using primary and secondary colours only.

Activity: How to make flower vase using waste plastic bottle:



Now, take acrylic colours & start painting.

step 5



Now, take acrylic colours & start painting.

step 6



Like this



Finally it's done .

